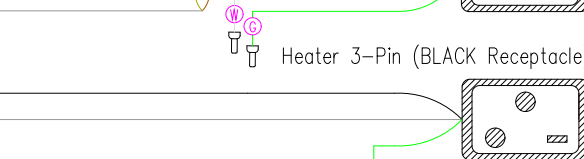
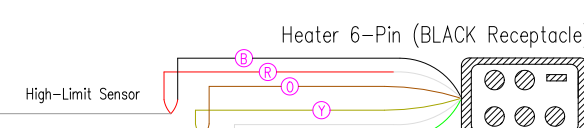
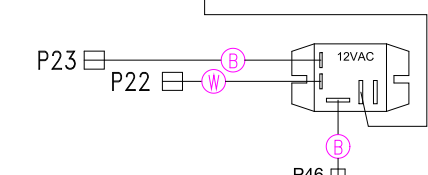
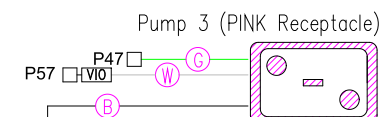
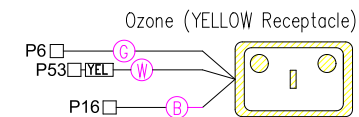
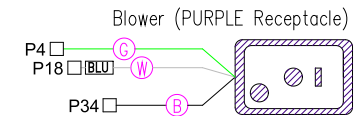
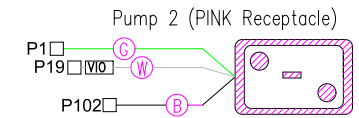
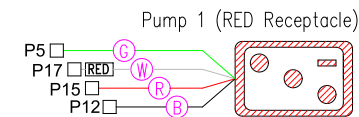
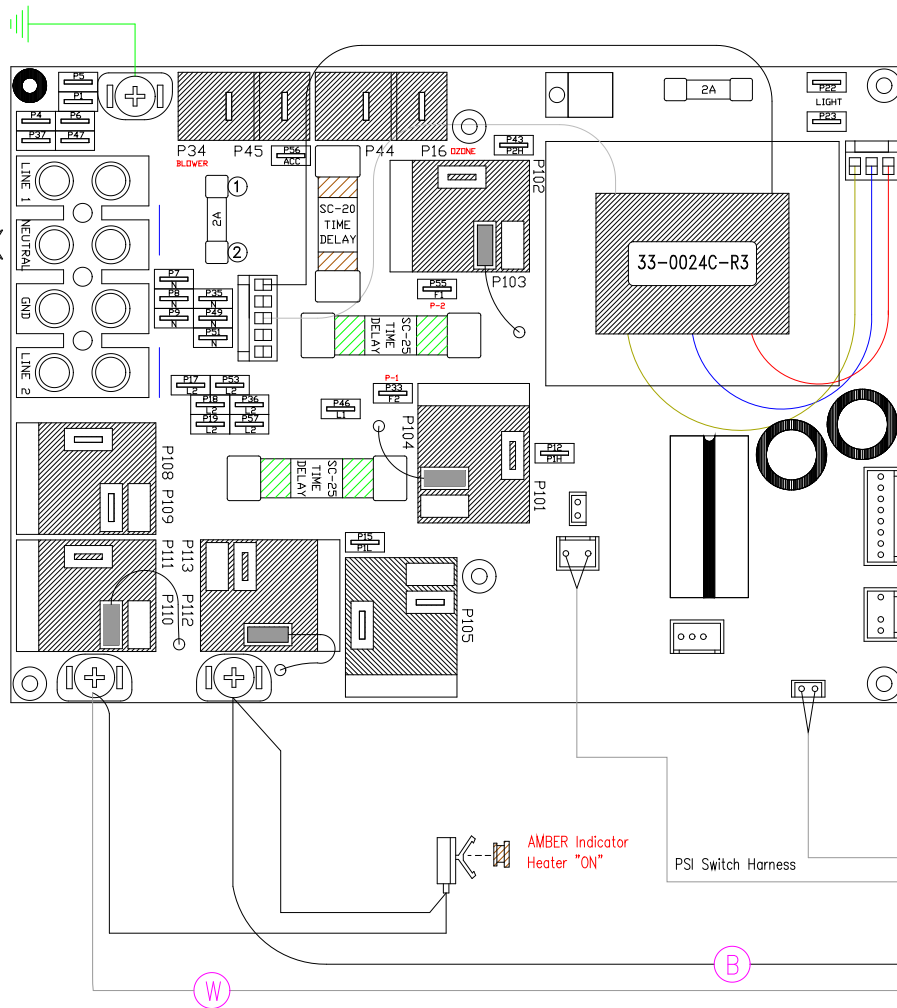
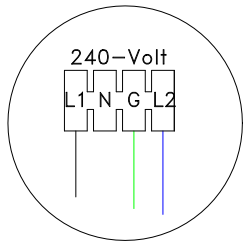


NO CONNECTION



LEGEND	
□	- 1/4" QUICK CONNECT
▢	- 1/4" QUICK CONNECT PIGGYBACK
○	- RING CONNECTOR
◻	- SOCKET CONNECTOR
△	- PIN CONNECTOR

HYDRO-QUIP
CORONA, CA (951) 273-7575

Manufacture Notes:
#1 For 240V operation of heater, plug must be installed into 240V receptacle
#2 Line 1 and Line 2 need to be CONNECTED for 120V operation.

Drawn MBS	Rev 1	Wire Color Code B - Black G - Green Br - Brown Bl - Blue R - Red V - Violet O - Orange W - White Y - Yellow Gr - Gray
Date	03.10.09	
Diagram No.	8052	